

Double-Flanged Bend 90° Q Fig. 550

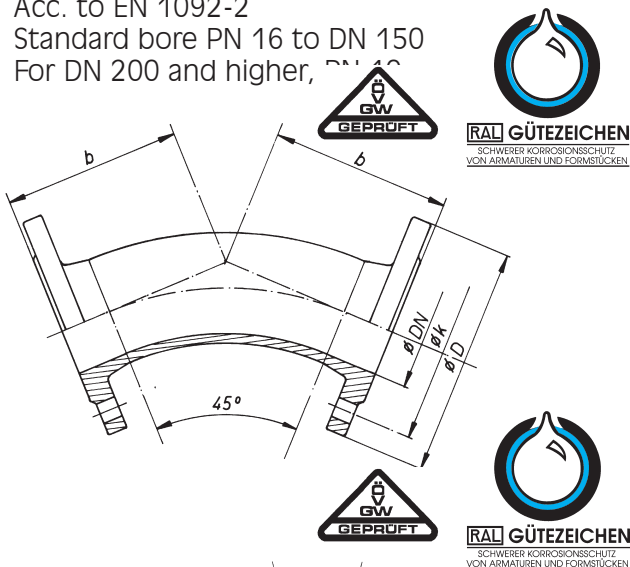
DN	b	D	k	Mass kg
50	150	165	125	6,50
65	165	185	145	8,00
80	165	200	160	9,90
100	180	220	180	11,90
125	200	250	210	15,60
150	220	285	240	20,50
200	260	340	295	31,00
250	350	400	350	50,00
300	400	455	400	70,00

Larger dimensions on request

Flange bore:

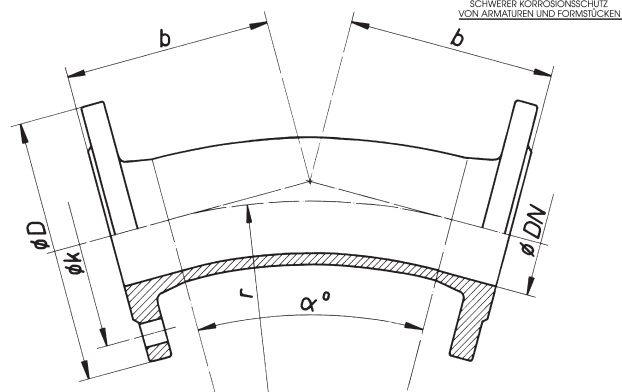
Acc. to EN 1092-2
Standard bore PN 16 to DN 150
For DN 200 and higher,

Double-Flanged Bend 45° FFK Fig. 551



DN	b	D	k	Mass kg	
				GG	GGG
50	150	165	125	9,00	
65	165	185	145	12,00	
80	130	200	160		9,50
100	140	220	180		11,40
125	150	250	210		14,60
150	160	285	240		18,70
200	180	340	295		27,50
250	350	400	350	80,00	
300	400	455	400	112,00	

Larger dimensions on request



Double-Flanged Bend FFK 11.25° FFK 22.5° Fig. 552 Fig. 553

DN	b	D	k	Mass kg 552		Mass kg 553	
				GG	GGG	GG	GGG
80	130	200	160		9,80	17,00*	
100	140	220	180		11,90		11,90
125	150	250	210		16,00		15,60
150	160	285	240		19,70		19,70
200	160	340	295		32,50		33,50
250	210	400	350		45,00		45,00
300	255	455	400		63,00		63,00

Accessories:

Flange gaskets Fig. 830 + 831
Bolts and nuts Fig. 841 + 842

Dimensions of flanges and bolts: Sheet 9/1-1

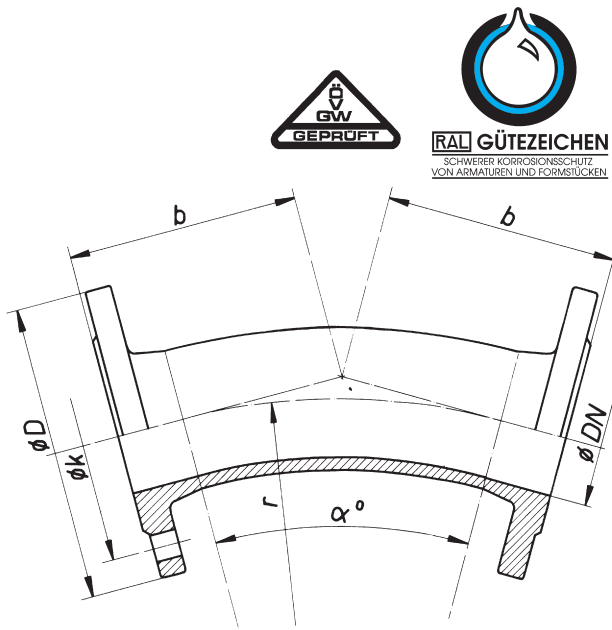
*b = 180 mm

Larger dimensions on request



Flanged Pipe Fittings

Double-Flanged Bend FFK 30° **Fig. 554**

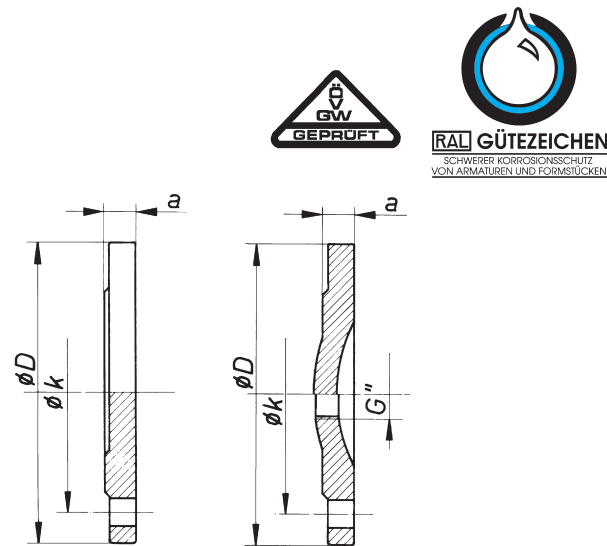


DN	b	D	k	Mass kg	
				GG	GGG
80	130	200	160	17,00*	9,50
100	140	220	180		11,90
125	150	250	210		11,10
150	160	285	240		19,60
200	160	340	295		28,60
250	210	400	350		45,00
300	255	455	400		63,00

* b = 180 mm

Larger dimensions on request

Blank Flange X **Fig. 560**



DN	a	D	k	Mass kg	
				GG	GGG
50	19,0	165	125		2,90
65		185	145		3,80
80		200	160		4,00
100		220	180		4,60
125		250	210		6,00
150	20,0	285	240		7,60
200		340	295		11,40
250		400	350		17,20
300	24,5	455	400		25,50

Threaded Flange XI

Dimension a, D, k as Fig. 560

Fig. 561

DN	Mass kg für GGG			
	G 1"	G 1 1/4"	G 1 1/2"	G 2"
50	2,80	2,70	2,60	2,50
65	3,70	3,60	3,50	3,40
80	3,90	3,80	3,70	3,60
100	4,50	4,40	4,30	4,20
125	5,90	5,80	5,70	5,60
150	7,50	7,40	7,30	7,20
200	11,30	11,20	11,10	11,00
250	17,00	16,80	16,60	16,40
300	25,30	25,10	24,90	24,70

Larger dimensions on request

to DN 250

higher than DN 250

Flange bore:

Acc. to EN 1092-2

Standard bore PN 16 to DN 150

For DN 200 and higher, PN 10

Accessories:

Flange gaskets

Fig. 830 + 831

Bolts and nuts

Fig. 841 + 842

Dimensions of flanges and bolts:

Sheet 9/1-1