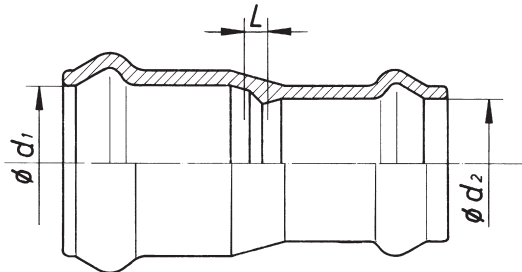




Technical standard
acc. to sheet 4/1-1



Double Socket Taper MMR-KS **Fig. 450**



DN ₁	DN ₂	d ₁	d ₂	L	Mass kg GGG
65	50	75	63	20	3,70
80	50	90	63	28	4,70
	65	90	75	24	4,90
100	50	110	63	35	5,60
	65	110	75	36	5,60
	80	110	90	31	6,60
125	80	140	90	48	8,80
	100	140	110	41	10,40
150	80	160	90	44	10,80
	100	160	110	53	13,00
	125	160	140	42	12,00
200	100	225	110	84	16,60
	125	225	140	77	18,90
	150	225	160	71	21,40
250	150	280	160	102	31,50
	200	280	225	79	36,00

Accessories:

Restraint clamp
Socket ring

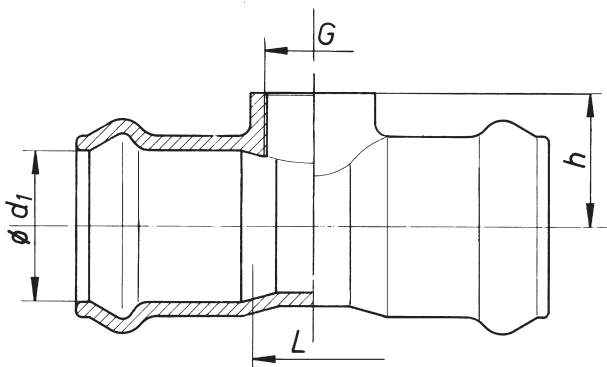
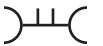
Fig. 472

Fig. 473

Larger dimensions on request



Double Socket Tee with Threaded Branch MMI-KS **Fig. 460**



DN ₁	d ₁	L	h	Mass kg				GGG
				G 1"	G 1 1/4"	G 1 1/2"	G 2"	
50	63	68	58,5	3,70	4,00	4,00	4,10	GGG
65	75	71	64	4,90	5,30	5,30	5,00	
80	90	74	66	6,60	6,60	6,60	6,60	
100	110	79	75	11,40	11,40	11,40	11,40	
125	140	85	103,5	13,00	12,60	13,40	13,40	
150	160	91	112,5	17,30	15,70	15,90	16,60	
200	225	103	151,5	26,30	28,20	28,20	28,20	
				26,30	28,20	28,20	28,20	

Larger dimensions on request